

USER MANUAL
FOR
UTME REGISTRATION
FRONT END INTERFACE

- *Software project powered by introIT consulting*



Table of contents

1. Cover page.....	1 of 28
2. Table of contents.....	2 of 28
3. Introduction.....	3 of 28
4. UTME Registration Process.....	4 of 28

Introduction

- UTME registration process, is one of an entry level in ESUT university for students to register under various departments of different faculties starting with 100 level.

UTME Registration Process

Front End As A New Student

- A student comes on the website: <http://www.esut.edu.ng/index.php> and clicks on banner named: UTME new students Register here. See below screen:

Vice Chancellor's Welcome Message

It is with delight that I welcome you to the Enugu State University of Science and Technology, a top-ranking University of Technology in Nigeria and indeed the nation's technological pride.

Established in 1981 as the very first state University, the University has grown tremendously, stretching its academic disciplines and research across six different Schools and thirty academic departments. ESUT is located at Agbani in Enugu State, Nigeria and its vision and mission are not only clearly stated, but very vigorously pursued.

Prof. Ogbonna Cyprain Onyeji
Vice-Chancellor

ESUT INVITES ALL GUESTS & GRADUATES TO ITS 14TH CONVOCATION CEREMONIES
[CLICK HERE TO VIEW DETAILS](#)

NEW STUDENTS REGISTER HERE

A you sure? Yes No Maybe

REGISTER HERE DIRECT ENTRY STUDENTS

ESUT COURIER - HAPPENINGS IN ESUT COMMUNITY

The ESUT Newsletter is free of charge and specifically oriented toward educators, parents, and others who

- On clicking banner, next screen shows acceptance fee to deposit:

POST UME Registration Ticket Page Screening Result Acceptance Fees WAEC/NECO Verification School Fees Portal Registration

PLEASE ENSURE YOU ARE USING THE LATEST VERSION OF FIREFOX, GOOGLE CHROME & INTERNET EXPLORER 7 AND ABOVE

PLEASE TRY TO REGISTER ONLY AFTER 24 HOURS OF MAKING THE SCHOOL FEE PAYMENT AT THE BANK

Enter your JAMB number

Watch Registration Process Demo & Go smoothly through the Registration Process

Message: Please Enter your JAMB number.

- **Post UTME Screening fee step:** On this screen, a student enters his JAMB number say and click on search icon next to text box.

- Search results shows students JAMB results course/subject wise scores. His/her Jamb details like name, first choice of university, faculty, second choice of university, faculty, LGA etc. See below screen:

Name	AGR	LIT	MAT	ENGLISH	Total
UGWUA	42	50	64	62	218

JAMB Registration Details	
First Name	UGWUA
Middle Name	OSH
Last Name	CASMI
State	ENUGU
LGA	Ihi Uzo
First Choice University	ESUT
First Choice Faculty	ENGINEERING
First Choice Department	COMPUTER ENGINEERING
Second Choice University	N/A
Second Choice Faculty	Not Available
Second Choice Department	Not Available

- Here on this screen, a student gets ready to pay for post screening examination fee by entering his/her credentials like Email address, Phone number, Passport photograph and payment method like bank slip number or online payment mode and clicks on submit button.
- A student on next screen enters his screening examination fee code along with security code and submits. See screen below:

- After paying UTME screening fees, student gets successful message.
- **Post UTME screening examination seating arrangement:** After getting successful message, next screen which is displayed is:

JAMB Result	Name	AGR	LIT	MAT	ENGLISH	Total
	UGWUA	42	50	64	62	218

JAMB Registration Details	
First Name	UGWUA
Middle Name	OHIN
Last Name	CASMI
State	ENUGU
LGA	hi Use
First Choice University	ESUT
First Choice Faculty	ENGINEERING
First Choice Department	COMPUTER ENGINEERING
Second Choice University	N/A
Second Choice Faculty	Not Available
Second Choice Department	Not Available

Email ID	ugwua@dummyid.com
Deposit Fees	Date of Payment: December 20, 2011 [View/Print Deposit Slip]
Payment	You have already paid. Click here to check your seating arrangement.

- A student can view/print deposit slip by clicking on link named: View/Print Deposit Slip. A pop up is displayed:



Payment Slip	
POST UME 2011, POST UME Exam Registration Print	
University	Enugu State University of Science and Technology
JAMB Number	0599617655
TransactionID	8632247889346982596993
Mode Of Payment	Bank Deposit Slip Number
Amount Paid	₦ 120.00 (ONE HUNDRED TWENTY NAIRA ONLY)
Date Of Registration	2011-12-20 02:34:17
Email ID	ugwua@dummysid.com


- Inside this pop up screen, there is a link named: Print, through which student can take printout.
- A student can check his/her seating arrangement by clicking on link named: Click here. See below screen:

[POST UME Registration](#)
[Ticket Page](#)
[Screening Result](#)
[Acceptance Fees](#)
[WASC/NECO Verification](#)
[School Fees](#)
[Portal Registration](#)

PLEASE ENSURE YOU ARE USING THE LATEST VERSION OF FIREFOX, GOOGLE CHROME & INTERNET EXPLORER 7 AND ABOVE

PLEASE TRY TO REGISTER ONLY AFTER 24 HOURS OF MAKING THE SCHOOL FEE PAYMENT AT THE BANK

Admission Ticket Page

05996176SS 

Seating Details	<p>Seating Details for POST UTME Exams</p> <table border="1"> <tr> <td>Name</td> <td>UGWUA CHIN CASMI</td> </tr> <tr> <td>Hall Name</td> <td>Indira Gandhi Hall - Block I</td> </tr> <tr> <td>Exam Timing Starts</td> <td>2011-10-24 15:34:00</td> </tr> <tr> <td>Exam Timing Ends</td> <td>2011-02-24 18:34:00</td> </tr> <tr> <td>Instructions</td> <td>Indira Gandhi Hall</td> </tr> </table>	Name	UGWUA CHIN CASMI	Hall Name	Indira Gandhi Hall - Block I	Exam Timing Starts	2011-10-24 15:34:00	Exam Timing Ends	2011-02-24 18:34:00	Instructions	Indira Gandhi Hall				
Name	UGWUA CHIN CASMI														
Hall Name	Indira Gandhi Hall - Block I														
Exam Timing Starts	2011-10-24 15:34:00														
Exam Timing Ends	2011-02-24 18:34:00														
Instructions	Indira Gandhi Hall														
JAMB Result	<table border="1"> <thead> <tr> <th>Name</th> <th>AGR</th> <th>LIT</th> <th>MAT</th> <th>ENGLISH</th> <th>Total</th> </tr> </thead> <tbody> <tr> <td>UGWUA</td> <td>42</td> <td>50</td> <td>64</td> <td>62</td> <td>218</td> </tr> </tbody> </table>	Name	AGR	LIT	MAT	ENGLISH	Total	UGWUA	42	50	64	62	218		
Name	AGR	LIT	MAT	ENGLISH	Total										
UGWUA	42	50	64	62	218										
Exam Details	<p>POST UTME Exam Last Date of Registration: December 30, 2011</p> <table border="1"> <tr> <td>Exam Date:</td> <td>2011-12-19 15:11:00</td> <td rowspan="3">Exam Venue Post UTME Test Venue</td> </tr> <tr> <td>Exam Fees:</td> <td>N120.00 (ONE HUNDRED TWENTY NAIRA ONLY)</td> </tr> <tr> <td>Exam Results Date:</td> <td>December 23, 2011</td> </tr> <tr> <td>Guidelines:</td> <td colspan="2"> <p>INSTRUCTIONS ON THE POST UTME EXAMINATION PROCEDURE</p> <ol style="list-style-type: none"> Candidate MUST print out exam ticket and present at the examination hall to be allowed to seat for the exam. Candidate is expected to be in the hall 2 hours before the examination scheduled time for verification. Candidate should ensure he/she completes the attendance list before leaving the hall. Candidate MUST come with the following: <ol style="list-style-type: none"> UTME result print out A HB pencil, eraser Candidates MUST ensure they shade the required fields properly. Calculators are NOT allowed. All phones, electronic devices such as iPod, black berry and smart phones are NOT allowed into the hall. <p>NOTE:</p> <ul style="list-style-type: none"> The Post UTME Result is provisional and is subject to further admission process; you will be informed in due course if you are offered provisional admission into ESUT. This result is not transferrable; it remains the property of ESUT who reserves the right to withdraw it if further screening reveals that it was obtained through inappropriate behavior. </td> </tr> <tr> <td style="background-color: #e0e0e0;">Hall Ticket</td> <td>Please Click Here to take print out of Hall ticket</td> </tr> <tr> <td style="background-color: #e0e0e0;">Message</td> <td>Your Screening result is not yet declared. Please come back later to check your status.</td> </tr> </table>	Exam Date:	2011-12-19 15:11:00	Exam Venue Post UTME Test Venue	Exam Fees:	N120.00 (ONE HUNDRED TWENTY NAIRA ONLY)	Exam Results Date:	December 23, 2011	Guidelines:	<p>INSTRUCTIONS ON THE POST UTME EXAMINATION PROCEDURE</p> <ol style="list-style-type: none"> Candidate MUST print out exam ticket and present at the examination hall to be allowed to seat for the exam. Candidate is expected to be in the hall 2 hours before the examination scheduled time for verification. Candidate should ensure he/she completes the attendance list before leaving the hall. Candidate MUST come with the following: <ol style="list-style-type: none"> UTME result print out A HB pencil, eraser Candidates MUST ensure they shade the required fields properly. Calculators are NOT allowed. All phones, electronic devices such as iPod, black berry and smart phones are NOT allowed into the hall. <p>NOTE:</p> <ul style="list-style-type: none"> The Post UTME Result is provisional and is subject to further admission process; you will be informed in due course if you are offered provisional admission into ESUT. This result is not transferrable; it remains the property of ESUT who reserves the right to withdraw it if further screening reveals that it was obtained through inappropriate behavior. 		Hall Ticket	Please Click Here to take print out of Hall ticket	Message	Your Screening result is not yet declared. Please come back later to check your status.
Exam Date:	2011-12-19 15:11:00	Exam Venue Post UTME Test Venue													
Exam Fees:	N120.00 (ONE HUNDRED TWENTY NAIRA ONLY)														
Exam Results Date:	December 23, 2011														
Guidelines:	<p>INSTRUCTIONS ON THE POST UTME EXAMINATION PROCEDURE</p> <ol style="list-style-type: none"> Candidate MUST print out exam ticket and present at the examination hall to be allowed to seat for the exam. Candidate is expected to be in the hall 2 hours before the examination scheduled time for verification. Candidate should ensure he/she completes the attendance list before leaving the hall. Candidate MUST come with the following: <ol style="list-style-type: none"> UTME result print out A HB pencil, eraser Candidates MUST ensure they shade the required fields properly. Calculators are NOT allowed. All phones, electronic devices such as iPod, black berry and smart phones are NOT allowed into the hall. <p>NOTE:</p> <ul style="list-style-type: none"> The Post UTME Result is provisional and is subject to further admission process; you will be informed in due course if you are offered provisional admission into ESUT. This result is not transferrable; it remains the property of ESUT who reserves the right to withdraw it if further screening reveals that it was obtained through inappropriate behavior. 														
Hall Ticket	Please Click Here to take print out of Hall ticket														
Message	Your Screening result is not yet declared. Please come back later to check your status.														

- A student can take print out of Hall ticket by clicking on link named: Click Here. A hall ticket form gets opened in new tab:

Print this form

ENUGU STATE UNIVERSITY OF SCIENCE AND TECHNOLOGY



EXAMINATION HALL TICKET

Candidate's Details

Name: **UGWUA CHIN CASMI**
JAMB Registration Number: **0599617655**
Hall Name: **Indira Gandhi Hall - Block I**
Seat number: **66**
Time of Exam: **2011-12-20 15:34:00**

Instructions on your admission process :

1. Click on the close link to close this window
2. Create an account for your self by clicking the apply "online link" just below the "check admission link" on the previous page
3. Fill out the form for creating an account on the portal and click on the "create button"
4. Click on the "login to continue >" button to login into the portal;
5. You will be presented with portal menu options to your left
6. Click on the "check admission link" under the portal menu options to re-supply your JAMB REG Number, then click on the submit button. This is to prevent people from forging your admission, you are advised to follow this process
7. A page with comprehensive details of your admission will be displayed.
8. Next click on "Accept Admission" link to pay for your acceptance fee
9. Purchase an Acceptance of Provisional Admission PIN from any designated bank.
To Accept Admission
 - Under the Portal Menu options click on Accept Admission
 - Supply Your eTranzact Receipt Number and confirmation order from eTranzact Receipt.
 - An Acceptance form is displayed and pre-loaded with your details when payment is successful
 - Fill the missing information and submit
 - A provisional Acceptance letter (Form ER 03) is generated when successful, you will be required to print this letter
10. Log out of the portal
11. You will be required to come along with the Provisional Admission Notification (Form ER 01) and Form ER 03 for CLEARANCE

- A student can take print out of this ticket by clicking on print button at top of the ticket form.

- A student is getting message that his screening result is not yet declared and needs to come back later to check his/her screening result.
- When Post UTME screening examination results are declared:

POST UTME Registration Ticket Page Screening Result Acceptance Form VMCC-NECO Verification School Fees Portal Registration

PLEASE ENSURE YOU ARE USING THE LATEST VERSION OF FIREFOX, GOOGLE CHROME & INTERNET EXPLORER 7 AND ABOVE

PLEASE TRY TO REGISTER ONLY AFTER 24 HOURS OF MAKING THE SCHOOL FEE PAYMENT AT THE BANK

Admission Ticket Page

05996176SS

Seating Details

Seating Details for POST UTME Exams

Name	UGWUA CHIN CASMI
Hall Name	Indira Gandhi Hall - Block I
Exam Timing Starts	2011-12-20 15:34:00
Exam Timing Ends	2011-12-20 18:34:00
Instructions	Indira Gandhi Hall

IAMB Result

Name	AGR	LIT	MAT	ENGLISH	Total
UGWUA	42	50	64	62	218

Exam Details

POST UTME Exam Last Date of Registration: December 30, 2011

Exam Date:	2011-12-19 15:11:00	Exam Venue Post UTME Test Venue
Exam Fees:	N120.00 (ONE HUNDRED TWENTY NAIRA ONLY)	
Exam Results Date:	December 23, 2011	

Guidelines:

Instructions
INSTRUCTIONS ON THE POST UTME EXAMINATION PROCEDURE

1. Candidate **MUST** print out exam ticket and present at the examination hall to be allowed to seat for the exam.
2. Candidate is expected to be in the hall **2 hours** before the examination scheduled time for verification.
3. Candidate should ensure he/she completes the attendance list before leaving the hall.
4. Candidate **MUST** come with the following :
 - i. **UTME result print out.**
 - ii. A HB pencil, eraser
5. Candidates **MUST** ensure they shade the required fields properly.
6. Calculators are **NOT** allowed.
7. All phones, electronic devices such as iPod, black berry and smart phones are **NOT** allowed into the hall.

NOTE:

- The Post UTME Result is provisional and is subject to further admission process, you will be informed in due course if you are offered provisional admission into **ESUT**.
- This result is not **transferrable**; it remains the property of **ESUT** who reserves the right to withdraw it if further screening reveals that it was obtained through inappropriate behavior.

Hall Ticket Please Click Here to take print out of Hall ticket.

Message Please Click here to Check your Screening result.

- A link named: Click here is enabled to check screening result. See above screen.
- On clicking this link, next screen is displayed:

POST UME Registration Ticket Page Screening Result Acceptance Fees WAEC/NECO Verification School Fees Portal Registration

PLEASE ENSURE YOU ARE USING THE LATEST VERSION OF FIREFOX, GOOGLE CHROME & INTERNET EXPLORER 7 AND ABOVE

PLEASE TRY TO REGISTER ONLY AFTER 24 HOURS OF MAKING THE SCHOOL FEE PAYMENT AT THE BANK

Screening Examination Result

05996176SS

Message: Cut Off list for ESUT admissions is not yet announced. You are allowed to register after cut-off list is out.

- Here a student gets a message that cut off list for admissions is not yet published. A student can check his UTME screening results once cutoff list is published by the university.
- **When cutoff list is published:** A student checks his screening results status by entering his/her JAMB number. See below screen:

POST UME Registration Ticket Page Screening Result Acceptance Fees WAEC/NECO Verification School Fees Portal Registration

PLEASE ENSURE YOU ARE USING THE LATEST VERSION OF FIREFOX, GOOGLE CHROME & INTERNET EXPLORER 7 AND ABOVE

PLEASE TRY TO REGISTER ONLY AFTER 24 HOURS OF MAKING THE SCHOOL FEE PAYMENT AT THE BANK

Screening Examination Result

05996176SS

User Details		Details					
Name		UGWUA					
JAMB Number		05996176SS					
JAMB Result		Name	AGR	LIT	MAT	ENGLISH	Total
		UGWUA	42	50	64	62	218
UME Result		Score1	Score2	Score3	Score4	Final Score	
		340	0	0	0	270	
Result		Congratulations !! You were successful in the screening exercise and have been awarded provisional admission at the Enugu state university of science and technology. Kindly print your provisional admission notification letter format provided in ERD1 form and follow the instructions contained within.					
Message		Please Click Here to Pay Acceptance Fees.					

- A student checks his UTME screening examination result under section named: UME Result, along with JAMB Result.
- Final average score for both UTME screening examination and JAMB Result are calculated and is shown in column named: Final Score.

- Now a student is ready to pay acceptance fee by clicking on link named: Click Here.
- **Acceptance fee step:** Now next screen which gets populated is:

POST UME Registration Ticket Page Screening Result Acceptance Fees WAE/C/REGO Verification School Fees Portal Registration

PLEASE ENSURE YOU ARE USING THE LATEST VERSION OF FIREFOX, GOOGLE CHROME & INTERNET EXPLORER 7 AND ABOVE

PLEASE TRY TO REGISTER ONLY AFTER 24 HOURS OF MAKING THE SCHOOL FEE PAYMENT AT THE BANK

Deposit Acceptance Fees

05996176SS

Acceptance Fees

Last Date For Depositing Acceptance Fees: January 17, 2012.

Payment Options:

Pay/Paid via

You need to pay: **26300**
TWENTY-SIX THOUSAND THREE HUNDRED NAIRA ONLY

Guidelines:

Acceptance Fees Instructions
 Congratulations on your offer of admission at the Enugu State University of Science and Technology. You are expected to accept your offer of admission before the stated deadline. Visit the designated bank to pay your acceptance fees and obtain an Academia Payment Authorization Code (APAC). Visit www.esut.edu.ng to enter the APAC code received from the bank and proceed with your registration.

- A student on this screen selects payment method: Bank slip number or online payment and then clicks on submit button to proceed for paying acceptance fee. See below screen:


Bank deposit slip

ESUT Community

Bank Deposit Slip (For UTME Acceptance)

Academia Payment Authorization Code (APAC)

Security Code (As shown in image)



- A student gets successful message and is given provisional admission into the university.
- See below screen which is displayed after successful message:

POST UME Registration Ticket Page Screening Result Acceptance Fees WAEC/NECO Verification School Fees Portal Registration

PLEASE ENSURE YOU ARE USING THE LATEST VERSION OF FIREFOX, GOOGLE CHROME & INTERNET EXPLORER 7 AND ABOVE

PLEASE TRY TO REGISTER ONLY AFTER 24 HOURS OF MAKING THE SCHOOL FEE PAYMENT AT THE BANK

Deposit Acceptance Fees

05996176SS

Acceptance Fees	Last Date For Depositing Acceptance Fees: January 17, 2012.	
	Selected Department	COMPUTER ENGINEERING
	Selected Program	Bachelors in Engineering
	Guidelines:	<p>Acceptance Fees Instructions Congratulations on your offer of admission at the Enugu State University of Science and Technology. You are expected to accept your offer of admission before the stated deadline. Visit the designated bank to pay your acceptance fees and obtain an Academia Payment Authorization Code (APAC). Visit www.esut.edu.ng to enter the APAC code received from the bank and proceed with your registration.</p>
Deposit Fees	Date of Payment: December 20, 2011 [View/Print Deposit Slip]	
Acceptance Form	Please Click here to print ACCEPTANCE OF PROVISIONAL ADMISSION FORM (ER-03)	
Message	You have already paid your Acceptance fees and Click here to Verify your WAEC/NECO result.	

- A student can view/print deposit slip for acceptance fee by clicking on link named: View/Print Deposit Slip. A pop is populated. See below screen:

Untitled - Google Chrome

about:blank


Payment Slip

POST UME 2011, Post UME Acceptance [Print](#)

University	Enugu State University of Science and Technology
JAMB Number	05996176SS
TransactionID	GMWPC5AB6Dcc1111111122
Mode Of Payment	Bank Deposit Slip Number
Amount Paid	₦ 26100.00 (TWENTY-SIX THOUSAND ONE HUNDRED NAIRA ONLY)
Date Of Registration	2011-12-20 04:18:49
Email ID	ugwua@dummyid.com

- Can click on print link inside payment slip pop up to get a print out of acceptance fee receipt.
- He/She can print his/her **ACCEPTANCE OF PROVISIONAL ADMISSION FORM (ER-03)** by clicking on link named: Click here.

- See below screen which shows printable version of ER03 form:



ENUGU STATE UNIVERSITY OF SCIENCE AND TECHNOLOGY

Print this form

FORM ER 03

The Registrar,
Enugu state University of Science and Technology,
P.M.B. 01660,
Enugu.

RE: ACCEPTANCE OF PROVISIONAL ADMISSION

I, Mr. /Mrs. /Miss **UGWUA CHIN CASMI** having registration number **05996176SS** L.G.A/State of Nigeria/ **Oji River/ ENUGU** hereby accept the offer of provisional admission into Enugu State University of Science and Technology, Enugu to pursue a Degree course in the Department of **COMPUTER ENGINEERING**, Faculty of **ENGINEERING** under the conditions stipulated in your letter of provisional admission. I accept to abide by all existing regulations and those that the University may make from time to time concerning fees, academic programmes and other University matters. I accept that, if at any time after admission, it is discovered that I do not possess relevant qualifications on which the admission was based, I automatically lose my studentship and all fees paid. I enclose herewith a non-refundable fee of **TWENTY-SIX THOUSAND THREE HUNDRED NAIRA ONLY** only (₦**26300**), [₦**25000.00** for acceptance fee and ₦ **1300** for processing charges] in ESUT Bursary Receipt No.ESUT/2010/11/**GMWPC5AB6Dcc111111122**

Yours Faithfully,

Name of Candidate

Signature of Candidate

Date

- Now, this UTME student is taken to WAEC/NECO verification step by clicking on link named: Click here. See next screen which is displayed:

WAEC NECO Verification
05996176SS

You have required subjects to be verified. Please enter WAEC/NECO details to verify

WAEC and NECO Result Verification Last Date: January 27, 2012

Guidelines:

Please make sure you have completed these required actions:

1. You have passed the pre-requisite courses in WAEC and NECO (if any).
2. You have only 5 attempts to verify the result on this page, so please ensure that you have entered correct information on the WAEC & NECO form.
3. In case your result is not verified and all the attempts are exhausted, please contact ICT committee to manually verify your result.

Please Enter your WAEC Details:

Exam Number:
Exam Year:
Serial:
PIN:
Exam Type:
Submit Show Fetched Result

Please Enter your NECO Details:

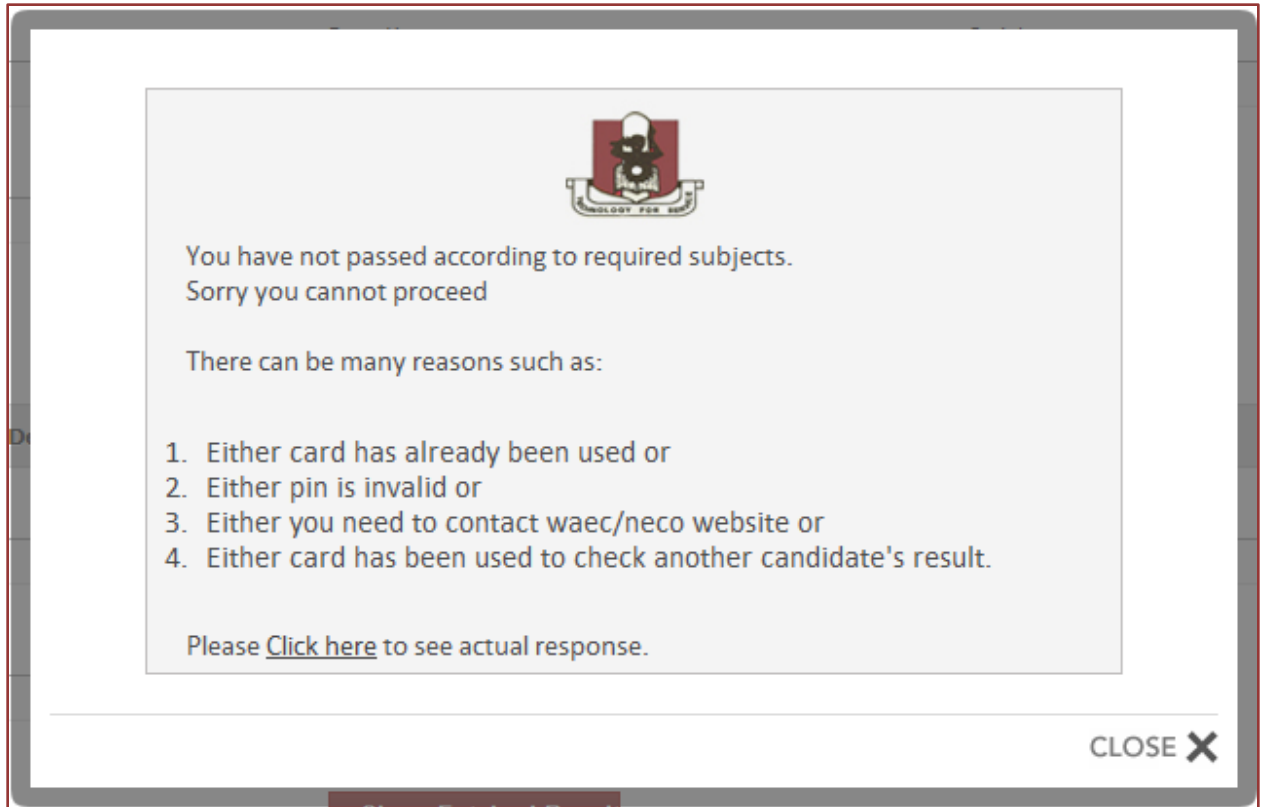
Exam Number:
Exam Year:
PIN:
Exam Type:
Submit Show Fetched Result

- At WAEC/NECO step a student enters his scratch card details either for WAEC or NECO and based on the results fetched from WAEC or NECO websites, he/she is successfully verified and proceeds further.
- **Automated Verification:** If student uses scratch card details in order to get verified from NECO website, see below screen:

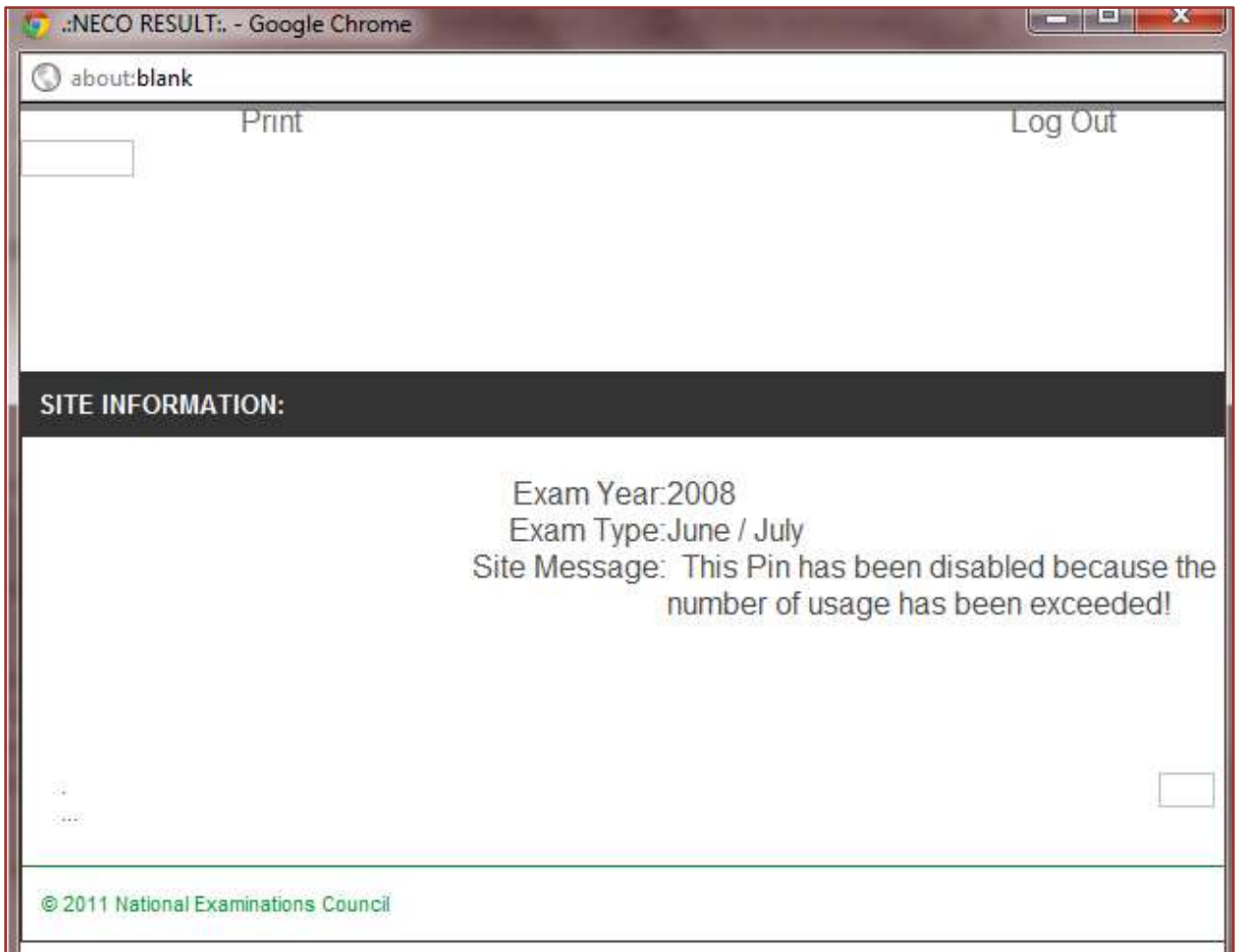
Please Enter your NECO Details

Exam Number:
Exam Year:
PIN:
Exam Type:
Submit Show Fetched Result

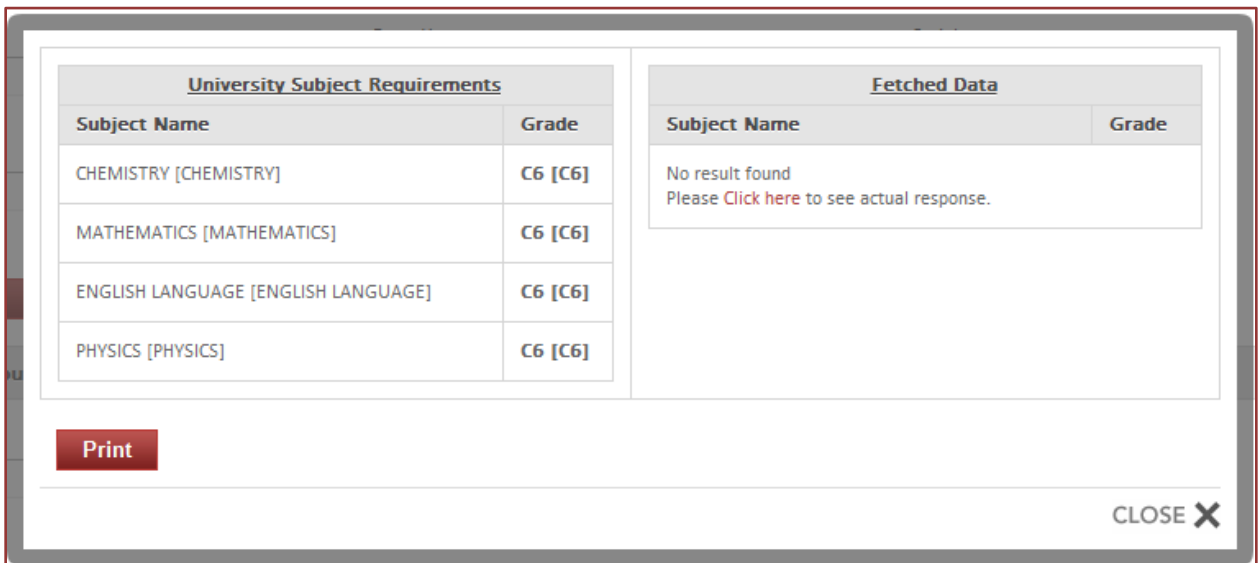
- On clicking submit button, details entered are cross verified with NECO website details and on clicking Show Fetched Result button, a student gets a preview of fetched results from the NECO website. See below screen:



- Here during automated verification process, first name strings corresponding to student details entered in system under JAMB results are matched with the name strings on WAEC/NECO websites, also WAEC/NECO subjects are entered into the system with minimum grade C5 at departmental level which are cross checked with subjects in WECO/NECO results and general messages are prompted in case of successful/unsuccessful verification.
- Actual RAW response in original form is fetched from NECO/WAEC website and can be viewed by clicking on link named: Click here. See next popup which is displayed:




- A student can also see WAEC/NECO subjects requirements set by university by clicking on button named: Show Fetched Result. See below popup which is displayed on clicking:



- A student can take print out of these requirements set for a particular department say Computer Engineering for this JAMB number by clicking on **Print button**.
- If successful verification, he/she is taken to school fee step, which is next step in UTME registration.
- **NOTE: A student can go for both verifications like WAEC or NECO one by one. One verification at a time.**
- **Manual Verification:** If any discrepancies exist in automated verification process, a student can notify to ICT committee officer to verify his/her WAEC/NECO results manually so that he/she can proceed to school fee step.
- Once verified a student proceeds to school fee step.
- **School fee step:** a student observes his/her school fee, selects his/her department, program and payment mode say bank slip number or online payment and finally clicks on submit button. See below screen:

Semester Name	Semester Fees (A)
School Fee	122250.00
Total: 122250	

- On clicking submit button next screen which is displayed:



Bank deposit slip

ESUT Community

Bank Deposit Slip (For School Fees Registration)

Academia Payment Authorization Code (APAC)

Security Code (As shown in image)



Submit


- Here a student enters his/her school fees pin code received from bank along with security image and on successful submission, he/she gets a message.
- Next after this step is:

[POST UME Registration](#)
[Ticket Page](#)
[Screening Result](#)
[Acceptance Fees](#)
[WAEC/NECO Verification](#)
[School Fees](#)
[Portal Registration](#)

PLEASE ENSURE YOU ARE USING THE LATEST VERSION OF FIREFOX, GOOGLE CHROME & INTERNET EXPLORER 7 AND ABOVE

PLEASE TRY TO REGISTER ONLY AFTER 24 HOURS OF MAKING THE SCHOOL FEE PAYMENT AT THE BANK

Deposit School Fees

05996176SS 

School Fees Details	<p>Last Date For Depositing School Fees: February 03, 2012</p> <table border="1" style="width: 100%; border-collapse: collapse;"> <tr> <td style="width: 50%;">Guidelines:</td> <td style="width: 50%;">School Fees Instructions</td> </tr> <tr> <td></td> <td> <p>Follow the instructions below carefully to pay your school fees and complete your registration exercise:</p> <ol style="list-style-type: none"> 1. Kindly confirm the amount for the school fees. See www.esut.edu.ng and click on 'Schedule of School Fees'. 2. Visit the bank designated for the payment of school fees for your department. See the ESUT website www.esut.edu.ng for the bank designated to collect your department's school fees. 3. Obtain an Academia Payment Authorization Code (APAC) from the bank after paying your school fees. 4. Visit www.esut.edu.ng to enter the APAC code received at the bank and complete your registration. 5. Print out all registration forms and proceed to your department to submit the forms. </td> </tr> <tr> <td></td> <td>Status</td> </tr> <tr> <td></td> <td style="text-align: center;">You have Successfully paid your School fees</td> </tr> </table>	Guidelines:	School Fees Instructions		<p>Follow the instructions below carefully to pay your school fees and complete your registration exercise:</p> <ol style="list-style-type: none"> 1. Kindly confirm the amount for the school fees. See www.esut.edu.ng and click on 'Schedule of School Fees'. 2. Visit the bank designated for the payment of school fees for your department. See the ESUT website www.esut.edu.ng for the bank designated to collect your department's school fees. 3. Obtain an Academia Payment Authorization Code (APAC) from the bank after paying your school fees. 4. Visit www.esut.edu.ng to enter the APAC code received at the bank and complete your registration. 5. Print out all registration forms and proceed to your department to submit the forms. 		Status		You have Successfully paid your School fees
Guidelines:	School Fees Instructions								
	<p>Follow the instructions below carefully to pay your school fees and complete your registration exercise:</p> <ol style="list-style-type: none"> 1. Kindly confirm the amount for the school fees. See www.esut.edu.ng and click on 'Schedule of School Fees'. 2. Visit the bank designated for the payment of school fees for your department. See the ESUT website www.esut.edu.ng for the bank designated to collect your department's school fees. 3. Obtain an Academia Payment Authorization Code (APAC) from the bank after paying your school fees. 4. Visit www.esut.edu.ng to enter the APAC code received at the bank and complete your registration. 5. Print out all registration forms and proceed to your department to submit the forms. 								
	Status								
	You have Successfully paid your School fees								
Deposit Fees	Date of Payment: December 20, 2011 (View/Print Deposit Slip)								
Message	Please Click here to continue your registration and enter your bio data.								

- Here a student can view/print his/her school fee deposit slip by clicking on link named: [View/Print Deposit Slip](#). See below screen:

Untitled - Google Chrome
about:blank

Payment Slip

POST UME 2011, School Fees [Print](#)

University	Enugu State University of Science and Technology
JAMB Number	0599617655
TransactionID	PD54FHEZP5wp11111111111
Mode Of Payment	Bank Deposit Slip Number
Amount Paid	₦ 122250.00 (ONE HUNDRED TWENTY-TWO NAIRA THOUSAND TWO HUNDRED FIFTY NAIRA ONLY)
Date Of Registration	2011-12-20 05:18:23
Email ID	ugwua@dummyid.com

- Also, can proceed to registration by filling his bio data details by clicking on link named: [Click here](#). See below screen which is displayed on clicking link:

Matriculation Number
ESUT/2010/111593

Username

Password

Type the password again

Upload your passport photo
(Total file size should not exceed 1 MB)

No file chosen

Student BIO Data (Section A)

Title

First name

Middle name

Last name

Former Surname(if any)

Marital status

Religion

Gender

Date of birth:

Mobile/Phone#
(International format without leading '0' or '+')

Extra activities

Town of Birth

State of Birth

Birth Local Government Area

Nationality

State of Origin

Local Government Area of Origin
Select State First

Town of Origin

E-MAIL

Contact Address Line1

Contact Address Line2

Contact Address Line3

Permanent Address Line1

Permanent Address Line2

Permanent Address Line3

Any Health Problem

**Specify Health Problem
Specify if Health Problem**

Any Disability

**Specify Disability Type
Specify if Any Disability**

Sponsor Details (Section B)

Sponsor Name

Sponsor Relation

Sponsor E-MAIL

Sponsor Phone#

Sponsor Address

Next of kin Name

Next of kin Relation

Next of kin E-MAIL

Next of kin Phone#

Next of kin Address

Education (Section C)

Award In View

Course Duration

Mode of Study

For Direct Entry, Post Graduate and Transfer Students only

Institution Where Trained

Highest Qualification

Faculty

Department

Mode of Entry

Year of entry into present institution

- On successful submission of bio data details, a student is given login details along with print option to print bio data form. See below screen:

Registration successful. Please [Click here to print this form](#)

*Congratulations on your registration with the Enugu State University of Science and Technology. Please proceed to register your courses:

Matriculation Number	ESUT/2010/111393
----------------------	------------------

Login Details:

User Name	joha12
Password	joha12

NOTE: These details have been already sent to your email address and SMS.

[CLICK HERE TO REGISTER YOUR COURSES](#)

- **At this stage, a student is auto logged into his account and also receives login details plus matriculation number on sms and email at this phone and email address.**
- Click on link named: Click here to print bio data ER04 form. See below screen for printable version of form:



ENUGU STATE UNIVERSITY OF SCIENCE AND TECHNOLOGY

- (1) PLEASE PRINT IN BOLD LETTERS
(2) COPIES TO RECORDS, DAP, DEAN, HOD & STUDENT

STUDENT'S BIODATA FORM

PERSONAL DETAILS

1. MATRICULATION NUMBER:	<input type="text" value="ESUT/2010/111393"/>			
FACULTY:	<input type="text" value="ENGINEERING"/>			
DEPARTMENT:	<input type="text" value="COMPUTER ENGINEERING"/>			
2a. NAME (MR):	SURNAME	<input type="text" value="CASMI"/>		
	FIRST NAME	<input type="text" value="UGWUA"/>		
	MIDDLE NAME	<input type="text" value="CHIN"/>		
2b. FORMER SURNAME (IF ANY):	<input type="text" value="N/A"/>			
3. GENDER	<input type="text" value="MALE"/>			
	<input type="text" value="M/F"/>			
4. DATE OF BIRTH	<input type="text" value="20"/>	<input type="text" value="DECEMBER"/>	<input type="text" value="1973"/>	
	DAY	MONTH	YEAR	
5. NATIONALITY	<input type="text" value="NIGERIAN"/>			
6. PLACE OF BIRTH	<input type="text" value="AB"/>	<input type="text" value="E"/>	<input type="text" value="--"/>	<input type="text" value="E"/>
	TOWN	STATE	STATE CODE	LGA
7. PLACE OF ORIGIN	<input type="text" value="D"/>	<input type="text" value="TARABA"/>	<input type="text" value="TAR"/>	<input type="text" value="USSA"/>
	TOWN	STATE	STATE CODE	LGA
8. MARITAL STATUS	<input type="text" value="SINGLE"/>			
9. RELIGION	<input type="text" value="CHRISTIANITY"/>			
10. MODE OF ENTRY	<input type="text" value="UTME"/>			

CONTACT DETAILS

11a. PERMANENT HOME ADDRESS:	<input type="text" value="D D D"/>
11b. CONTACT ADDRESS:	<input type="text" value="D D D"/>
11c. CELL PHONE NO.	<input type="text" value="2345678954568"/>
11d. E-MAIL:	<input type="text" value="JOHA@DUMMYID.COM"/>
12a. NEXT OF KIN:	<input type="text" value="DD"/>
12b. ADDRESS OF NEXT OF KIN:	<input type="text" value="N/A"/>
12c. CELL PHONE NO.	<input type="text" value="2345678956"/>
12d. E-MAIL:	<input type="text" value="DD@DUMMYID.COM"/>

SPONSOR DETAILS

13a. SPONSOR:	<input type="text" value="FF"/>
13b. ADDRESS OF SPONSOR:	<input type="text" value="N/A"/>

QUALIFICATION

14. HIGHEST QUALIFICATION (ENTER APPROPRIATE NUMBER)	<input type="text" value="D"/>
15. INSTITUTION WHERE TRAINED:	<input type="text" value="D"/>
16. YEAR OF ENTRY INTO PRESENT INSTITUTION:	<input type="text" value="2010"/>
17. AWARD IN VIEW PRESENT INSTITUTION:	<input type="text" value="BACHELORS OF ARTS (B.A)"/>
18. COLLEGE/FACULTY:	<input type="text" value="D"/>
19. DEPARTMENT/INSTITUTE:	<input type="text" value="D"/>
20. MODE OF STUDY	<input type="text" value="FULL TIME"/>
21. NORMAL COURSE DURATION:	<input type="text" value="FOUR YEARS"/>
22. EXTRA CURRICULAR ACTIVITIES:	<input type="text" value="N/A"/>
23. ANY DISABILITY	<input type="text" value="NO"/>
24. ANY HEALTH PROBLEM	<input type="text" value="NO"/>

SIGNATURE DATE: 

- Next step is to register for courses under UTME programme. A student clicks on button named: **CLICK HERE TO REGISTER FOR YOUR COURSES**. See below screen:

Registration successful. Please [Click here to print this form](#)

Congratulations on your registration with the Enugu State University of Science and Technology. Please proceed to register your courses:

Matriculation Number:	ESUT/2010/111393
-----------------------	------------------

Login Details:

User Name:	joha12
Password:	joha12

NOTE: These details have been already sent to your email address and SMS.

CLICK HERE TO REGISTER YOUR COURSES

- On click this button below screen is populated:

COURSE REGISTRATION				
Student Details				
NAME:	UGWUA CHIN CASMI	FACULTY:	ENGINEERING	
MATRIC NO.:	ESUT/2010/111393	DEPARTMENT:	COMPUTER ENGINEERING	
LEVEL:	100	EXAM NO.:	ESUT/FEG/CEE/2010/2011/100/114	
Mandatory Course				
S/N	Course Code	Course Title	Credit Units	Semester
1	GST 101	Use of English I	2	1
2	GST 102	Nigeria People and Culture	2	1
3	GST 103	Philosophy & Logic	2	1
4	MAT 111	General Mathematics	3	1
5	PHY 111	General Physics I	3	1
6	ICH 111	General Chemistry I	3	1
7	CEE 111	Introduction to Computer & Information Tech.	2	1
8	CHE 111	Introduction to Chemical Process Computation I	2	1
9	EEE 251	Introduction to Engineering Science I	2	1
10	FEG 101	Engineering Analysis I	3	1
11	GST 104	History & Philosophy of Science	2	2
12	GST 107	Use of English II	2	2
13	MAT 112	Mathematics II	3	2
14	PHY 112	General Physics II	3	2
15	ICH 112	General Chemistry II	3	2
16	CEE 112	Computer Programming & Language 1	2	2
17	CHE 112	Introduction to Chemical Process Computation II	2	2
18	CVE 111	Applied Mechanics Statics	2	2
19	EEE 252	Introduction to Engineering Science II	2	2
20	FEG 102	Engineering Analysis II	3	2
Elective Course				
Select	Course Code	Course Title	Credit Units	Semester
Submit				

- On this screen: semester wise courses are populated and categorized on the basis of basic as well as elective/optional courses with credits.
- A student clicks on submit button to register for these courses. Next screen which is displayed is:

COURSE REGISTRATION				
Course Selection Successful				
Student Details				
NAME:	UGWUA CHIN CASMI	FACULTY:	ENGINEERING	
MATRIC NO.:	ESUT/2010/111393	DEPARTMENT:	COMPUTER ENGINEERING	
LEVEL:	100	EXAM NO. :	ESUT/PEG/CEE/2010/2011/100/114	
Mandatory Course				
S/N	Course Code	Course Title	Credit Units	Semester
There is no Selective Course available for registration. Please click here to see registered courses.				
Elective Course				
Select	Course Code	Course Title	Credit Units	Semester
There is no Elective Course available for registration. Please click here to see registered courses.				

- A student can view his/her registered courses semester wise by clicking on link named: Click here to have a preview of registered courses. See below screen ER06 Form: Course registration form:



ENUGU STATE UNIVERSITY OF SCIENCE AND TECHNOLOGY

COURSE REGISTRATION FORM

SESSION: 2010-2011

NAME:	UGWUA CHIN CASMI	FACULTY:	ENGINEERING
MATRICNO.:	ESUT/2010/111393	DEPARTMENT:	COMPUTER ENGINEERING
LEVEL:	100	EXAM NO. :	ESUT/FEG/CEE/2010/2011/100/114

NOTE: You must register your failed courses first and ensure you fill this form in line with the courses taught in your Department for the session.

FIRST SEMESTER

S/N	Course Code	Course Title	Credit Units
1	GST 101	Use of English 1	2
2	GST 102	Nigeria People and Culture	2
3	GST 103	Philosophy & Logic	2
4	MAT 111	General Mathematics	3
5	PHY 111	General Physics I	3
6	ICH 111	General Chemistry I	3
7	CEE 111	Introduction to Computer & Information Tech.	2
8	CHE 111	Introduction to Chemical Process Computation I	2
9	EEE 151	Introduction to Engineering Science I	2
10	FEG 101	Engineering Analysis I	3

Total:24

SECOND SEMESTER

S/N	Course Code	Course Title	Credit Units
11	GST 104	History & Philosophy of Science	2
12	GST 107	Use of English II	2
13	MAT 112	Mathematics II	3
14	PHY 112	General Physics II	3
15	ICH 112	General Chemistry II	3
16	CEE 112	Computer Programming & Language 1	2
17	CHE 112	Introduction to Chemical Process Computation II	2
18	CVE 111	Applied Mechanics Statics	2
19	EEE 152	Introduction to Engineering Science II	2
20	FEG 102	Engineering Analysis II	3

Total:24

Mutilations or erasures invalidate this form. Print and complete 5 (five) copies of this form.

Signature of Student

Signature of HOD

Date:

20 December 2011

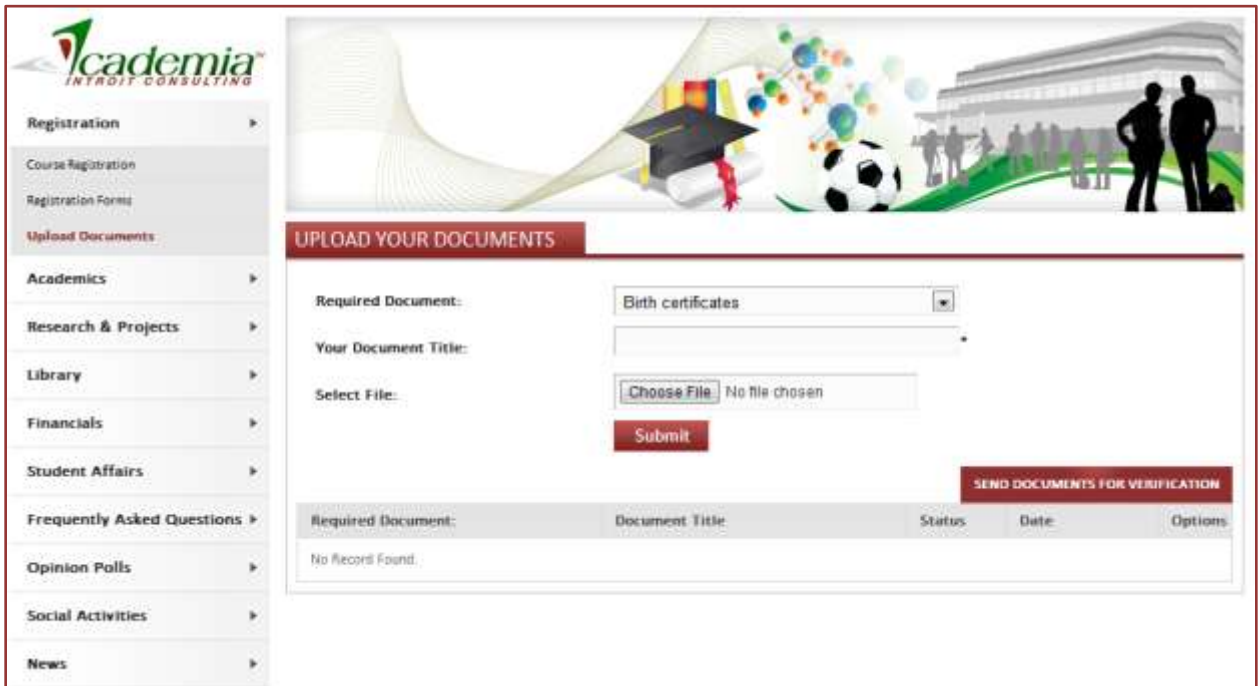
Date:

20 December 2011

- A student can take print out of registered courses by clicking on Print this form button at top of the ER06 form.
- He/she can also upload other documents like certificates etc. from his account area. See below screen:



- On clicking link named: Upload Documents under Registration, below screen is displayed:



This way a new student seeking admission in UTME module gets registered.