

USER MANUAL

FOR

DE REGISTRATION

FRONT END INTERFACE

- *Software project powered by introIT consulting*



Table of contents

1. Cover page.....	1 of 25
2. Table of contents.....	2 of 25
3. Introduction.....	3 of 25
4. DE Registration Process.....	4 of 25

Introduction

- DE registration process, is one of an entry level in ESUT university for students to register under various departments of different faculties starting with 200 level.

DE Registration Process

Front End As A New Student

- A student comes on the website: <http://www.esut.edu.ng/index.php> and clicks on banner named: Direct Entry students Register here. See below screen:

The screenshot displays the ESUT website interface. On the left, there is a 'Vice Chancellor's Welcome Message' featuring a portrait of Prof. Ogbonna Cyprian Onyeji, Vice-Chancellor. The message welcomes students to the Enugu State University of Science and Technology, established in 1981. Below this, there is a section for 'ESUT COURIER - HAPPENINGS IN ESUT COMMUNITY' with links for APRIL, MAY, and JUNE newsletters. On the right, there are three prominent banners: 'ESUT INVITES ALL GUESTS & GRADUATES TO ITS 14TH CONVOCATION CEREMONIES' with a 'CLICK HERE TO VIEW DETAILS' button; 'NEW STUDENTS REGISTER HERE' with a poll asking 'Are you sure?' (Yes, No, Maybe); and 'DIRECT ENTRY STUDENTS REGISTER HERE' and 'MSP STUDENTS REGISTER HERE'.

- On clicking banner, next screen shows Administration fee to deposit:

The screenshot shows the registration page with navigation tabs: Direct Entry Registration, Acceptance Fees, WAEC/NECO Verification, School Fees, and Portal Registration. A red banner at the top reads: 'PLEASE ENSURE YOU ARE USING THE LATEST VERSION OF FIREFOX, GOOGLE CHROME & INTERNET EXPLORER 7 AND ABOVE'. Below this, another red banner states: 'PLEASE TRY TO REGISTER ONLY AFTER 24 HOURS OF MAKING THE SCHOOL FEE PAYMENT AT THE BANK'. The main content area features a search bar with the text 'Enter your JAMB number' and a magnifying glass icon. Below the search bar, a message box displays: 'Message: Please Enter your JAMB number.'

- **Direct Entry Administration fee /post UTME screening fees step:** On this screen, a student enters his JAMB number say 09193261ST and click on search icon next to text box.



The screenshot shows a web interface for Direct Entry Registration. At the top, there is a navigation menu with links: Home, Direct Entry Registration, Acceptance Fees, WASC/NCEC Verification, School Fees, and Portal Registration. Below the menu are two red banners with white text: "PLEASE ENSURE YOU ARE USING THE LATEST VERSION OF FIREFOX, GOOGLE CHROME & INTERNET EXPLORER 7 AND ABOVE" and "PLEASE TRY TO REGISTER ONLY AFTER 24 HOURS OF MAKING THE SCHOOL FEE PAYMENT AT THE BANK". The main content area has a dark background with the title "Direct Entry Registration" and a search bar containing the JAMB number "09193261ST". A red search icon with a magnifying glass is positioned to the right of the search bar. Below the search bar is a message box with the text "Message: Please Enter JAMB Registration Number First".

- Search results shows students JAMB results course/subject wise scores. His/her Jamb details like name, first choice of university, faculty, second choice of university, faculty, LGA etc. See below screen:

Direct Entry Administration Fee / Acceptance Form / WAEC/NECO Verification / School Fees / Portal Registration

Direct Entry Registration

JAMB Result	Name	AGR	LIT	MAT	ENGLISH	Total
	Ona	53	45	56	65	219

JAMB Details

JAMB Registration Details

First Name	Ona
Middle Name	chewo
Last Name	Noco
State	KADUNA
LGA	Jaba
First Choice University	ESUT
First Choice Faculty	ENGINEERING
First Choice Department	COMPUTER ENGINEERING
Second Choice University	N/A
Second Choice Faculty	MANAGEMENT SCIENCES
Second Choice Department	MASS COMMUNICATION

Payment

Email:

Phone Number:

Upload your image: No file chosen

Pay/Paid via:

- Here on this screen, a student gets ready to pay Direct Entry administration fee by entering his/her credentials like Email address, Phone number, Passport photograph and payment method like bank slip number or online payment mode and clicks on submit button.
- A student on next screen enters his Direct Entry administration fee code along with security code and submits. See screen below:


Bank deposit slip

ESUT Community

Bank Deposit Slip (For MSP Acceptance)

Academia Payment Authorization Code (APAC):

Security Code (As shown in image):



- After paying Direct Entry administration fees, student gets successful message.
- **Acceptance fee step:** Now next screen which gets populated is:

Direct Entry Registration						
JAMB Result	Name	AGR	LIT	MAT	ENGLISH	Total
	Ona	53	45	56	65	219
JAMB Details	JAMB Registration Details					
	First Name	Ona				
	Middle Name	chewo				
	Last Name	Moco				
	State	KADUNA				
	LGA	Jaba				
	First Choice University	ESUT				
	First Choice Faculty	ENGINEERING				
	First Choice Department	COMPUTER ENGINEERING				
	Second Choice University	N/A				
	Second Choice Faculty	MANAGEMENT SOENCES				
	Second Choice Department	MASS COMMUNICATION				
Email ID	onasam@dummyid.com					
Deposit Fees	Date of Payment: December 19, 2011 [View/Print Deposit Slip]					
Message	You have already paid. Click here to pay your acceptance fees.					

- On this screen a student can view/print his/her administration fee deposit slip by clicking on link named: View/Print Deposit Slip. A pop is displayed. See below screen:

Untitled - Google Chrome
about:blank

Payment Slip

First DE Exam, Direct Entry Administration [\(Print\)](#)

University	Enugu State University of Science and Technology
JAMB Number	09193261ST
TransactionID	8632547856346382322287
Mode Of Payment	Bank Deposit Slip Number
Amount Paid	₦ 0.00 (ZERO NAIRA ONLY)
Date Of Registration	2011-12-19 23:55:15
Email ID	onasam@dummyid.com

- Inside this pop up screen, there is a link named: Print, through which student can take printout.
- **A student checks his admission status and if his/her JAMB number falls in admission list after setting cutoff criteria, he/she is suggested to pay acceptance fee by clicking on link named: Click here under Message section.** On clicking this link next screen is displayed:

[Home](#)
[Direct Entry](#)
[Acceptance Fees](#)
[WASC/NECO Verification](#)
[School Fees](#)
[Portal Registration](#)

PLEASE ENSURE YOU ARE USING THE LATEST VERSION OF FIREFOX, GOOGLE CHROME & INTERNET EXPLORER 7 AND ABOVE

PLEASE TRY TO REGISTER ONLY AFTER 24 HOURS OF MAKING THE SCHOOL FEE PAYMENT AT THE BANK

Deposit Acceptance Fees

09193261ST

Acceptance Fees

Last Date For Depositing Acceptance Fees: January 11, 2012

Congratulations !! You were successful in the screening exercise and have been awarded provisional admission at the Enugu State University of Science and Technology. Kindly print your provisional admission notification letter format provided in ER01 form and follow the instructions contained within.

You need to pay: **26300**
TWENTY-SIX THOUSAND THREE HUNDRED NAIRA ONLY

Payment Options:

Pay/Paid via

Guidelines:

Acceptance Fees Instructions:
 Congratulations on your offer of admission at the Enugu State University of Science and Technology. You are expected to accept your offer of admission before the stated deadline. Visit the designated bank to pay your acceptance fees and obtain an Academia Payment Authorization Code (APAC). Visit www.esut.edu.ng to enter the APAC code received from the bank and proceed with your registration.

- A student gets successful message and is given provisional admission into the university. He/She can print his/her provisional letter ER01 by clicking on link named: ER01.
- See below screen which shows printable version of ER01 form:



ENUGU STATE UNIVERSITY OF SCIENCE AND TECHNOLOGY

Provisional Admission Notification

Candidate's Details

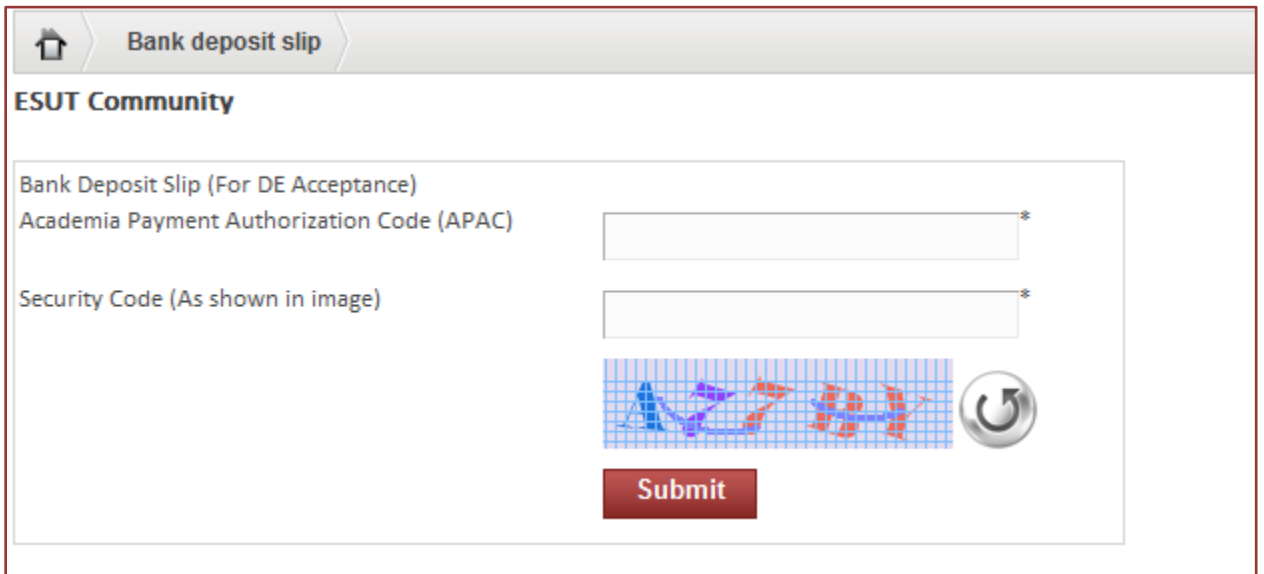
Admission Session:	2010-2011
JAMB Registration Number:	09193261ST
Name:	Ona
Course of Study:	Bachelors in Engineering
Mode of Entry	UTME

Instructions on your admission process :

1. **Report** to your Head of Department with photocopies of your credentials and Forms ER01 & ER02.
2. Go to ICTC and register **photocopies of your credentials** and scratch card for verification of your credentials with Form ER02.
3. **The next day**, go to your Faculty and check your name on the list of those who should pay fees.
4. **If successful, go to the bank designated for your Faculty** and pay full school fees. Part payment is not acceptable. Payment into a bank not designated for your faculty means that **you have NOT paid school fees** because there is no provision for transfer of fees from one Faculty bank to another. Bank tellers **must** be carefully and legibly filled out. Mistakes on bank tellers will create registration problems for you.
5. After payment, **collect personal PIN NUMBER** from the bank.
6. With your PIN NUMBER register online at www.esut.edu.ng and complete **Forms ER 03, ER 04, ER 05, ER 06, ER 07 and ER 08a**. If you are unable to complete registration in one sitting, save your documents and continue at the next sitting. Your saved documents will be available for up to 2 days. Thereafter it is wiped out.
7. Print completed forms before sending.
8. Go to your Faculty Finance Officer with Form ER 08a for endorsement.
9. Go to Faculty Reconfirming Officer for endorsement.
10. Go to Faculty Admissions Officer with originals of your credentials for sighting and endorsement.
11. Proceed to your Department with all your forms for completion and registration.
12. Report to your Academic Adviser to check all your forms.
13. Go to the Head of Department to get Examination Number.
14. Make 4 more clear photocopies of all your forms and produce 5 files each containing one set of all your forms and handover 4 files to your HOD while you retain the 5th file.

NB: Candidates offered provisional admission are requested to pay a non-refundable acceptance fee of ₦26,300.00 [₦25,000.00 for acceptance fee and ₦1,300.00 for processing charges] in favour of Enugu State University of Science and Technology at Fidelity Bank Okpara Avenue Enugu. Candidates who fail to pay the acceptance fee within three weeks from the date of assumption will be deemed to have forfeited the offer of provisional admission.

- Here a student selects payment method like bank slip code or online payment method from dropdown box and then clicks on submit button. See next screen which is displayed:



The screenshot shows a web interface for 'ESUT Community' with a 'Bank deposit slip' section. The page has a grey header with a home icon and the text 'Bank deposit slip'. Below the header, the text 'ESUT Community' is displayed. The main content area is titled 'Bank Deposit Slip (For DE Acceptance)'. It contains two input fields: 'Academia Payment Authorization Code (APAC)' and 'Security Code (As shown in image)'. Below these fields is a CAPTCHA image showing the letters 'A', 'P', 'A', 'C' in a blue and red grid. To the right of the CAPTCHA is a circular refresh icon. At the bottom of the form is a red 'Submit' button.

- On entering DE Acceptance bank slip code along with security code, a student pays acceptance fee and gets a successful message.
- Now, this DE student is taken to WAEC/NECO verification step. See below screen:

PLEASE ENSURE YOU ARE USING THE LATEST VERSION OF FIREFOX, GOOGLE CHROME & INTERNET EXPLORER 7 AND ABOVE

PLEASE TRY TO REGISTER ONLY AFTER 24 HOURS OF MAKING THE SCHOOL FEE PAYMENT AT THE BANK



WAEC NECO Verification

09193261ST



WAEC NECO Verification

WAEC and NECO Result Verification Last Date: December 31, 1969

Guidelines:

Please Enter your WAEC Details

Exam Number

Exam Year

Serial

PIN

Exam Type

Submit

Show Fetched Result

Please Enter your NECO Details

Exam Number

Exam Year

PIN

Exam Type

Submit

Show Fetched Result

- At WAEC/NECO step a student enters his scratch card details either for WAEC or NECO and based on the results fetched from WAEC or NECO websites, he/she is successfully verified and proceeds further.
- **Automated Verification:** If student uses scratch card details in order to get verified from NECO website, see below screen:

Please Enter your NECO Details

Exam Number

Exam Year

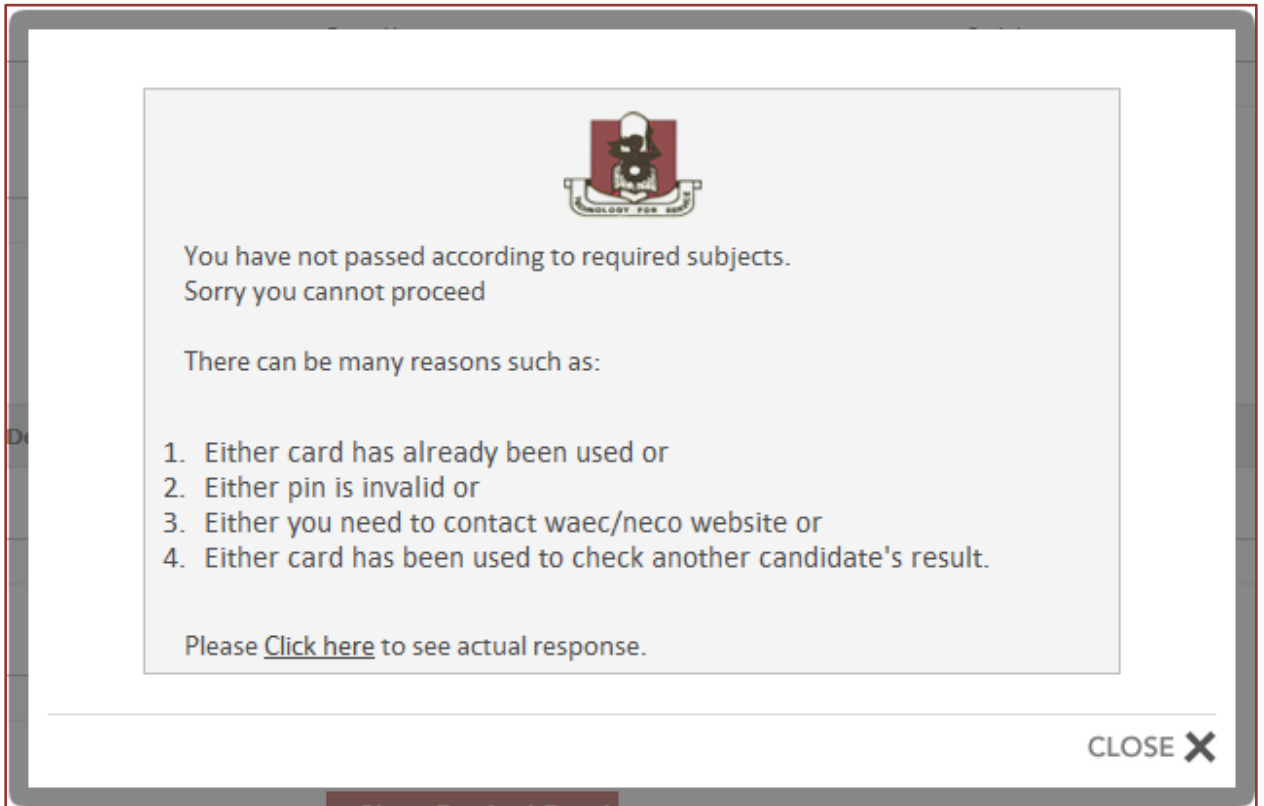
PIN

Exam Type

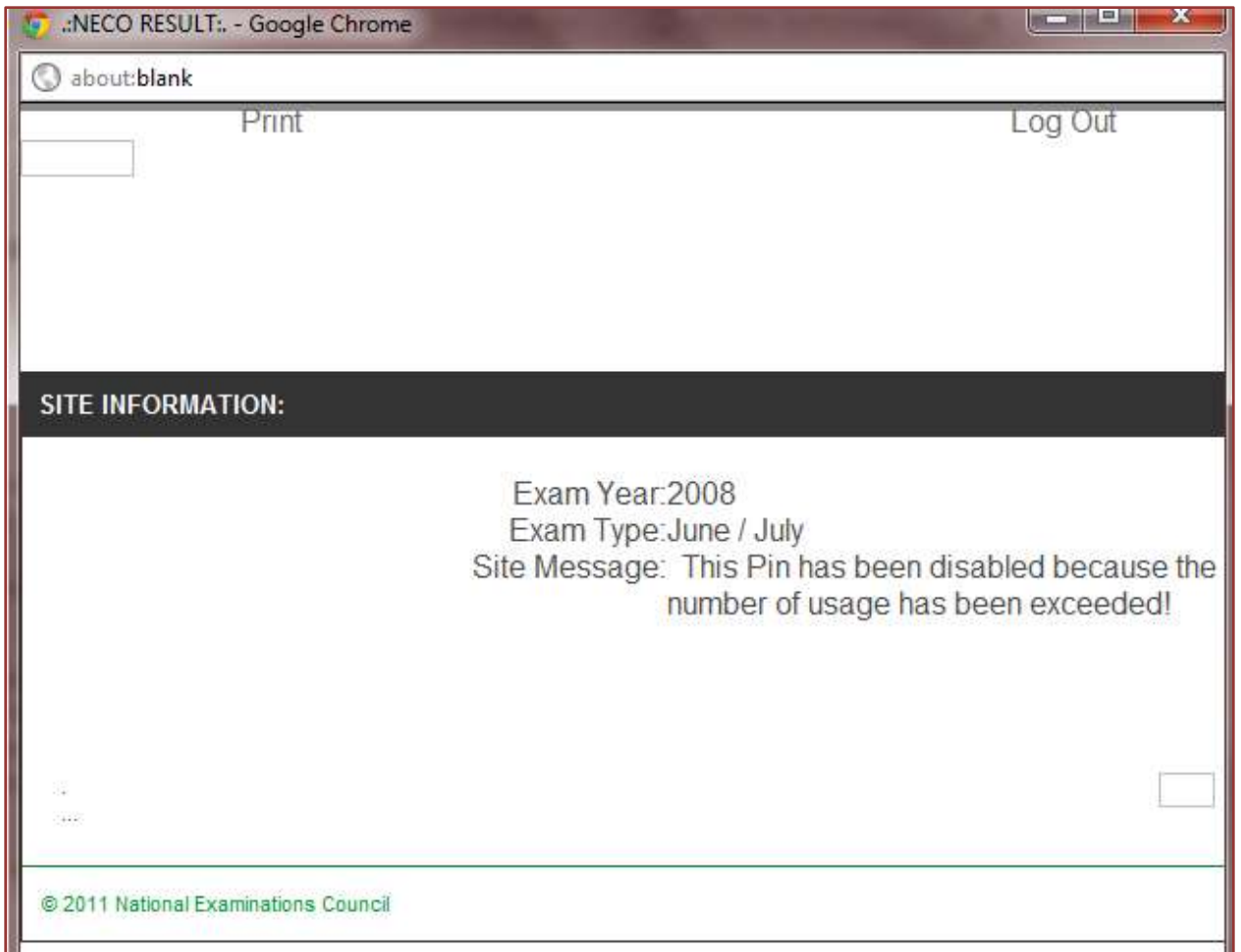
Submit

Show Fetched Result

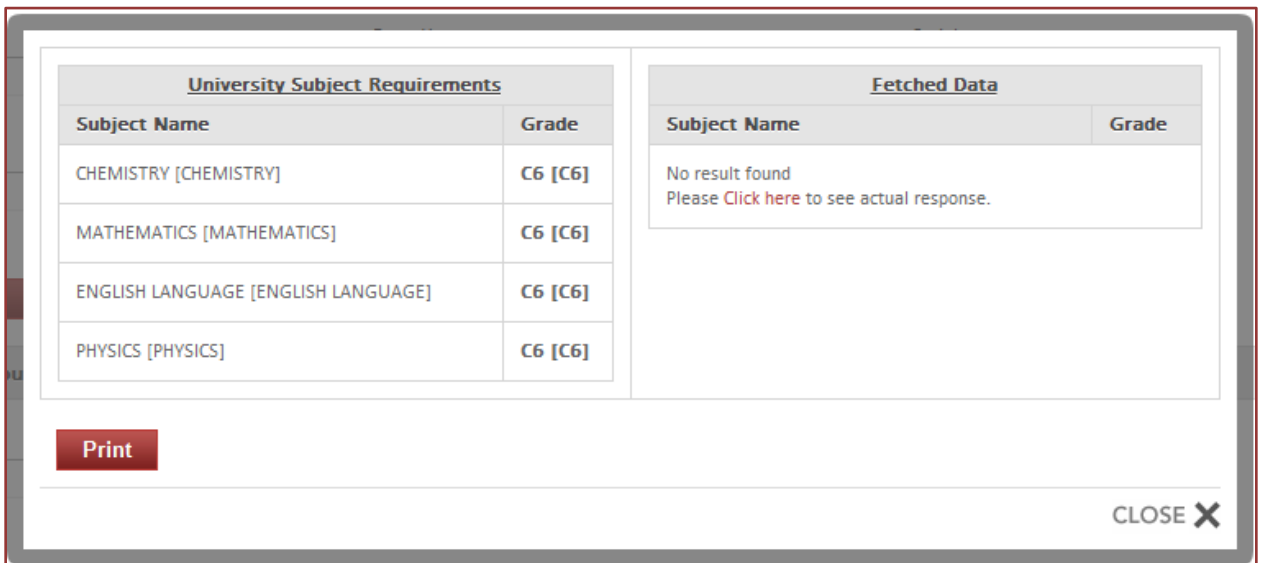
- On clicking submit button, details entered are cross verified with NECO website details and on clicking Show Fetched Result button, a student gets a preview of fetched results from the NECO website. See below screen:



- Here during automated verification process, first name strings corresponding to student details entered in system under JAMB results are matched with the name strings on WAEC/NECO websites, also WAEC/NECO subjects are entered into the system with minimum grade C5 at departmental level which are cross checked with subjects in WECO/NECO results and general messages are prompted in case of successful/unsuccessful verification.
- Actual RAW response in original form is fetched from NECO/WAEC website and can be viewed by clicking on link named: Click here. See next popup which is displayed:



- A student can also see WAEC/NECO subjects requirements set by university by clicking on button named: Show Fetched Result. See below popup which is displayed on clicking:



- A student can take print out of these requirements set for a particular department say Computer Engineering for this JAMB number by clicking on **Print button**.
- If successful verification, he/she is taken to school fee step, which is next step in UTME registration.
- **NOTE: A student can go for both verifications like WAEC or NECO one by one. One verification at a time.**
- **Manual Verification:** If any discrepancies exist in automated verification process, a student can notify to ICT committee officer to verify his/her WAEC/NECO results manually so that he/she can proceed to school fee step.
- Once verified a student proceeds to school fee step.
- **School fee step:** a student observes his/her school fee, selects his/her department, program and payment mode say bank slip number or online payment and finally clicks on submit button. See below screen:

Semester Name	Semester Fees (A)
School Fee	122250.00
Total: 122250	

Selected Department: COMPUTER ENGINEERING

Selected Program: Bachelors in Engineering

Payment Options: Pay/Paid via: Select

Submit



- On clicking submit button next screen which is displayed:

Bank deposit slip

ESUT Community

Bank Deposit Slip (For School Fees Registration)
Academia Payment Authorization Code (APAC)

Security Code (As shown in image)

Submit


- Here a student enters his/her school fees pin code received from bank along with security image and on successful submission, he/she gets a message.
- Next after this step is:

Direct Entry Acceptance Fees WAEC/NECO Verification School Fees Partial Registration

PLEASE ENSURE YOU ARE USING THE LATEST VERSION OF FIREFOX, GOOGLE CHROME & INTERNET EXPLORER 7 AND ABOVE

PLEASE TRY TO REGISTER ONLY AFTER 24 HOURS OF MAKING THE SCHOOL FEE PAYMENT AT THE BANK

Deposit School Fees

09193261ST 

School Fees Details

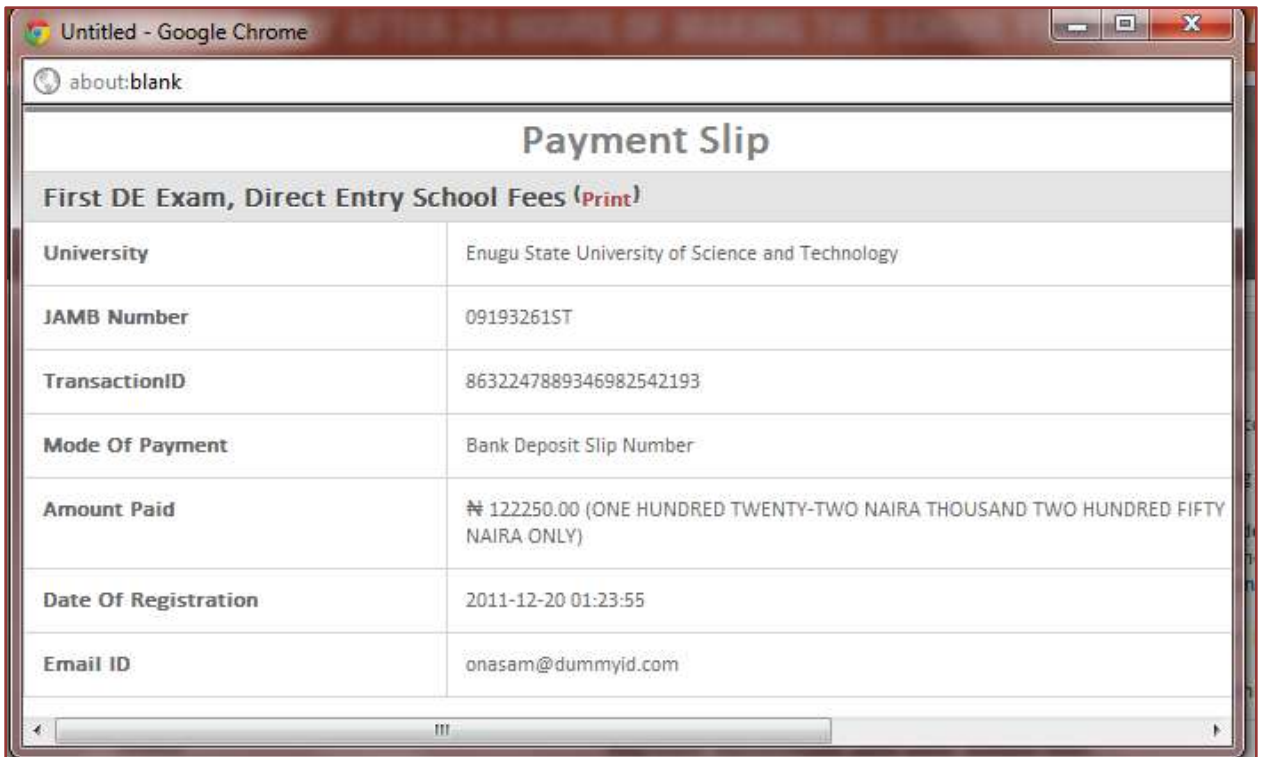
Last Date For Depositing School Fees: February 29, 2012

Guidelines:	School Fees Instructions Follow the instructions below carefully to pay your school fees and complete your registration exercise: 1. Kindly confirm the amount for the school fees. See www.esut.edu.ng and click on 'Schedule of School Fees'. 2. Visit the bank designated for the payment of school fees for your department. See the ESUT website www.esut.edu.ng for the bank designated to collect your department's school fees. 3. Obtain an Academia Payment Authorization Code (APAC) from the bank after paying your school fees. 4. Visit www.esut.edu.ng to enter the APAC code received at the bank and complete your registration. 5. Print out all registration forms and proceed to your department to submit the forms.
Status:	You have Successfully paid your School fees

Deposit Fees Date of Payment: December 20, 2011 [[View/Print Deposit Slip](#)]

Message Please [Click here](#) to continue your registration and enter your bio data

- Here a student can view/print his/her school fee deposit slip by clicking on link named: View/Print Deposit Slip. See below screen:



Untitled - Google Chrome
about:blank

Payment Slip

First DE Exam, Direct Entry School Fees (Print)

University	Enugu State University of Science and Technology
JAMB Number	091932615T
TransactionID	8632247889346982542193
Mode Of Payment	Bank Deposit Slip Number
Amount Paid	₦ 122250.00 (ONE HUNDRED TWENTY-TWO NAIRA THOUSAND TWO HUNDRED FIFTY NAIRA ONLY)
Date Of Registration	2011-12-20 01:23:55
Email ID	onasam@dummyid.com

- Also, can proceed to registration by filling his bio data details by clicking on link named: [Click here](#). See below screen which is displayed on clicking link:

Matriculation Number
ESUT/2010/111392

Username

Password

Type the password again

Upload your passport photo
(Total file size should not exceed 1 MB)

No file chosen

Student BIO Data (Section A)

Title

First name

Middle name

Last name

Former Surname(if any)

Marital status

Religion

Gender

Date of birth

Mobile/Phone#
(International format without leading '0' or '+')

Extra activities

Town of Birth

State of Birth

Birth Local Government Area

Nationality

State of Origin

Local Government Area of Origin
Select State First

Town of Origin

Contact Address Line1

Contact Address Line2

E-MAIL

Permanent Address Line1

Permanent Address Line2

Contact Address Line3

Any Health Problem

Specify Health Problem
Specify if Health Problem

Permanent Address Line3

Any Disability

Specify Disability Type
Specify if Any Disability

Sponsor Details (Section B)

Sponsor Name

Sponsor Relation

Sponsor E-MAIL

Sponsor Phone#

Sponsor Address

Next of kin Name

Next of kin Relation

Next of kin E-MAIL

Next of kin Phone#

Next of kin Address

Education (Section C)

Award In View

Course Duration

Mode of Study

For Direct Entry, Post Graduate and Transfer Students only

Institution Where Trained

Highest Qualification

Faculty

Department

Mode of Entry

Year of entry into present institution

- On successful submission of bio data details, a student is given login details along with print option to print bio data form. See below screen:

Registration successful. Please [Click here to print this form](#)

Congratulations on your registration with the Enugu State University of Science and Technology. Please proceed to register your courses:

Matriculation Number	ESU7/2010/111392
----------------------	------------------

Login Details:

User Name	ona12
Password	ona12

NOTE: These details have been already sent to your email address and SMS:

[CLICK HERE TO REGISTER YOUR COURSES](#)

- **At this stage, a student is auto logged into his account and also receives login details plus matriculation number on sms and email at this phone and email address.**
- Click on link named: Click here to print bio data ER04 form. See below screen for printable version of form:



ENUGU STATE UNIVERSITY OF SCIENCE AND TECHNOLOGY

(1) PLEASE PRINT IN BOLD LETTERS
(2) COPIES TO RECORDS, DAP, DEAN, HOD & STUDENT

STUDENT'S BIODATA FORM

PERSONAL DETAILS

1. MATRICULATION NUMBER:	ESUT/2010/111392			
FACULTY:	ENGINEERING			
DEPARTMENT:	COMPUTER ENGINEERING			
2a. NAME (MR):	SURNAME	NOCO		
	FIRST NAME	ONA		
	MIDDLE NAME	CHEWO		
2b. FORMER SURNAME (IF ANY):	N/A			
3. GENDER	FEMALE			
	M/F			
4. DATE OF BIRTH	20	DECEMBER	1979	
	DAY	MONTH	YEAR	
5. NATIONALITY	NIGERIAN			
6. PLACE OF BIRTH	ABUJA	LAGOS	--	CHO
	TOWN	STATE	STATE CODE	LGA
7. PLACE OF ORIGIN	UDI	OYO	OYO	ONA ARA
	TOWN	STATE	STATE CODE	LGA
8. MARITAL STATUS	SINGLE			
9. RELIGION	CHRISTIANITY			
10. MODE OF ENTRY	Direct Entry 3rd Year			



CONTACT DETAILS

11a. PERMANENT HOME ADDRESS:	FFF
11b. CONTACT ADDRESS:	FFF
11c. CELL PHONE NO.	2341234567891
11d. E-MAIL:	ONASMITH@DUMMYID.COM
12a. NEXT OF KIN:	T
12b. ADDRESS OF NEXT OF KIN:	D
12c. CELL PHONE NO.	2345678952154
12d. E-MAIL:	T@DUMMYID.COM

SPONSOR DETAILS

13a. SPONSOR:	D
13b. ADDRESS OF SPONSOR:	D

QUALIFICATION

14. HIGHEST QUALIFICATION (ENTER APPROPRIATE NUMBER)	DD
15. INSTITUTION WHERE TRAINED:	NIGERIA INSTITUTE
16. YEAR OF ENTRY INTO PRESENT INSTITUTION:	2010
17. AWARD IN VIEW PRESENT INSTITUTION:	BACHELORS IN ENGINEERING(B. ENG)
18. COLLEGE/FACULTY:	D
19. DEPARTMENT/INSTITUTE:	D
20. MODE OF STUDY	FULL TIME
21. NORMAL COURSE DURATION:	FOUR YEARS
22. EXTRA CURRICULAR ACTIVITIES:	N/A
23. ANY DISABILITY	NO
24. ANY HEALTH PROBLEM	NO

SIGNATURE

DATE: 2011-12-20



ETF 2006/2007/2008 INTERVENTION PROJECT

- Next step is to register for courses under DE programme. A student clicks on button named: **CLICK HERE TO REGISTER FOR YOUR COURSES**. See below screen:

Registration successful. Please [Click here to print this form](#)

*Congratulations on your registration with the Enugu State University of Science and Technology. Please proceed to register your courses:

Matriculation Number	ESUT/2010/111392
----------------------	------------------

Login Details:

User Name	ona12
Password	ona12

NOTE: These details have been already sent to your email address and SMS.

CLICK HERE TO REGISTER FOR YOUR COURSES

- On click this button below screen is populated:

COURSE REGISTRATION				
Student Details				
NAME:	One chean Noco	FACULTY:	ENGINEERING	
MATRIC NO.:	ESUT/2010/111392	DEPARTMENT:	COMPUTER ENGINEERING	
LEVEL:	300	EXAM NO. :	ESUT/FEG/CEE/2010/2011/200/004	
Mandatory Course for Semester (5)				
S/N	Course Code	Course Title	Credit Units	Semester
1	FEG 305	Engineering Analysis V	2	5
2	CEE 314	Assembly Language Programming	3	5
3	CEE 332	Operating Systems	2	5
4	CEE 381	Information Technology	2	5
5	EEE 313	Circuit Theory	2	5
6	EEE 323	Digital Devices & Logic Circuits	3	5
7	EEE 325	Physical Electronics	2	5
8	EEE 343	Electromechanical Devices & Machines	2	5
9	FEG 305	Engineering Analysis III	2	5
10	EEE 343	Electromechanical Devices & Machines I	2	5
Elective Course for Semester (5)				
Select	Course Code	Course Title	Credit Units	Semester
There is no Elective Course available for registration.				
Mandatory Course for Semester (6)				
S/N	Course Code	Course Title	Credit Units	Semester
11	CEE 333	Practical Systems Analysis	2	6
12	CEE 341	Digital Computer Technology	2	6
13	CEE 393	Computer Hardware Practical	2	6
14	EEE 324	Digital Systems Design	2	6
15	EEE 332	Principles Of Telecommunication	2	6
16	EEE 211	Applied Electricity II	2	3
17	FEG 306	Engineering Analysis IV	2	6
Elective Course for Semester (6)				
Select	Course Code	Course Title	Credit Units	Semester
There is no Elective Course available for registration.				
Submit				

- On this screen: semester wise courses are populated and categorized on the basis of basic as well as elective/optional courses with credits.
- A student clicks on submit button to register for these courses. Next screen which is displayed is:

COURSE REGISTRATION				
Course Selection Successful				
Student Details				
NAME:	One chwa Naco	FACULTY:	ENGINEERING	
MATRIC NO.:	ESUT/2010/111392	DEPARTMENT:	COMPUTER ENGINEERING	
LEVEL:	300	EXAM NO. :	ESUT/FEG/CCE/2010/2011/200/004	
Mandatory Course for Semester (5)				
S/N	Course Code	Course Title	Credit Units	Semester
There is no Selective Course available for registration. Please click here to see registered courses.				
Elective Course for Semester (5)				
Select	Course Code	Course Title	Credit Units	Semester
There is no Elective Course available for registration.				
Mandatory Course for Semester (6)				
S/N	Course Code	Course Title	Credit Units	Semester
There is no Selective Course available for registration. Please click here to see registered courses.				
Elective Course for Semester (6)				
Select	Course Code	Course Title	Credit Units	Semester
There is no Elective Course available for registration.				

- A student can view his/her registered courses semester wise by clicking on link named: Click here to have a preview of registered courses. See below screen ER06 Form: Course registration form:



ENUGU STATE UNIVERSITY OF SCIENCE AND TECHNOLOGY

COURSE REGISTRATION FORM

SESSION: 2010-2010

NAME:	Ona chewo Noco	FACULTY:	ENGINEERING
MATRICNO.:	ESUT/2010/111392	DEPARTMENT:	COMPUTER ENGINEERING
LEVEL:	300	EXAM NO. :	ESUT/FEG/CEE/2010/2011/200/004

NOTE: You must register your failed courses first and ensure you fill this form in line with the courses taught in your Department for the session.

5th SEMESTER

S/N	Course Code	Course Title	Credit Units
1	FEG 305	Engineering Analysis V	2
2	CEE 314	Assembly Language Programming	3
3	CEE 332	Operating Systems	2
4	CEE 381	Information Technology	2
5	EEE 313	Circuit Theory	2
6	EEE 323	Digital Devices & Logic Circuits	3
7	EEE 325	Physical Electronics	2
8	EEE 343	Electromechanical Devices & Machines	2
9	EEE 211	Applied Electricity II	2
10	FEG 305	Engineering Analysis III	2
11	EEE 343	Electromechanical Devices & Machines I	2

Total:24

6th SEMESTER

S/N	Course Code	Course Title	Credit Units
12	CEE 333	Practical Systems Analysis	2
13	CEE 341	Digital Computer Technology	2
14	CEE 393	Computer Hardware Practical	2
15	EEE 324	Digital Systems Design	2
16	EEE 332	Principles Of Telecommunication	2
17	FEG 306	Engineering Analysis IV	2

Total:12

Mutilations or erasures invalidate this form. Print and complete 5 (five) copies of this form.

Signature of Student

Signature of HOD

Date:

20 December 2011

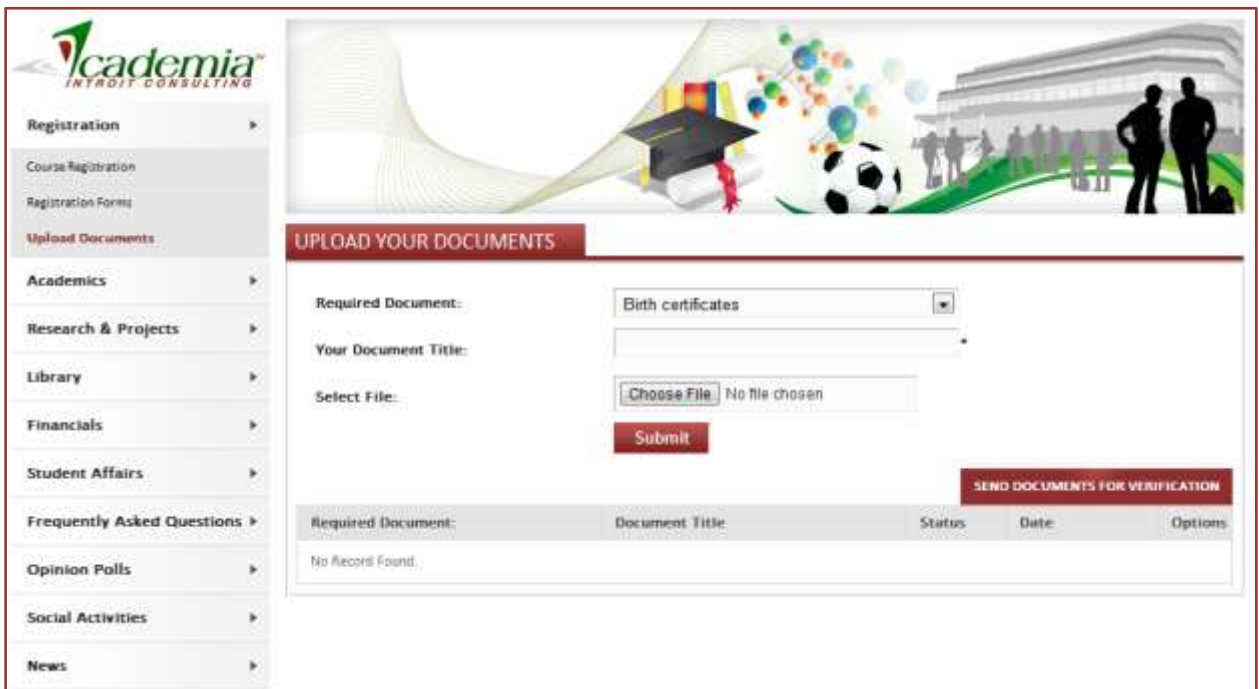
Date:

20 December 2011

- A student can take print out of registered courses.
- He/she can also upload other documents like certificates etc. from his account area. See below screen:



- On clicking link named: Upload Documents under Registration, below screen is displayed:



- ✓ This way a new student seeking admission in DE module gets registered.